

## Non-Residential Nuanced

Region	north
Bldg Type	Hospitality_old
rel Anzahl	0.09
Age Class	-1918



### Exterior Wall

Type: massive

U [W/m²K]: 0.299

Layer	Material Name	$t_i$ [cm]	$\rho_i$ [kg/m³]	$\lambda_i$ [W/mK]	$c_i$ [J/kgK]	EPD <sub>1</sub>	EPD <sub>2</sub>
0	gypsum	1,5	850	0,3	1000	9	-
1	reinforced concrete	15	2400	2,1	776	5	10
2	mineral wool	6.08	60	0,04	850	2	-
3	exterior plaster	1,5	1600	0.87	850	1	-
4	mineral wool	6.08	60	0,04	850	2	-

### Roof

Type: -

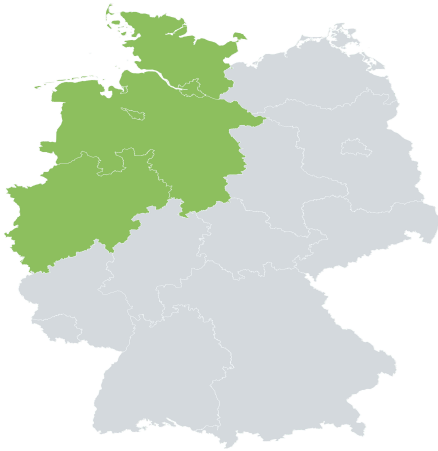
U [W/m²K]: 0.342

Layer	Material Name	$t_i$ [cm]	$\rho_i$ [kg/m³]	$\lambda_i$ [W/mK]	$c_i$ [J/kgK]	EPD <sub>1</sub>	EPD <sub>2</sub>
0	hardwood	3	600	0,14	1500	8	-
1	concrete_wz05	15.0	2400	2.1	776	5	-
2	mineral wool	10	60	0,04	850	6	-

### Foundation

U [W/m²K]: 0.314

Layer	Material Name	$t_i$ [cm]	$\rho_i$ [kg/m³]	$\lambda_i$ [W/mK]	$c_i$ [J/kgK]	EPD <sub>1</sub>	EPD <sub>2</sub>
0	hardwood	5	650	0,13	1500	8	-
1	mineral wool	10	60	0,04	850	6	-
2	reinforced concrete	18.0	2400	2,04	776	5	10



## Non-Residential Nuanced

Region	north
Bldg Type	Hospitality_old
rel Anzahl	0.09
Age Class	-1918



## Floor

$U$  [W/m<sup>2</sup>K]: 1.455

Layer	Material Name	$t_i$ [cm]	$\rho_i$ [kg/m <sup>3</sup> ]	$\lambda_i$ [W/mK]	$c_i$ [J/kgK]	EPD <sub>1</sub>	EPD <sub>2</sub>
0	hardwood	5	650	0,13	1500	8	-
1	reinforced concrete	18	2104	1,94	776	5	10

## Window System

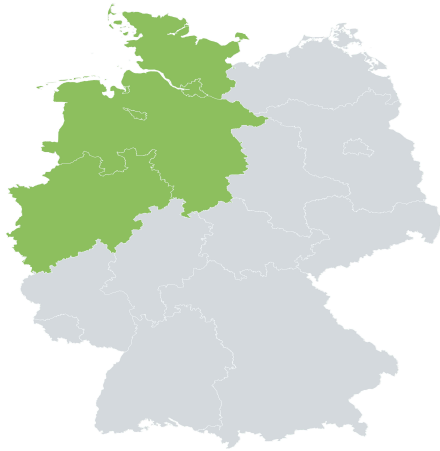
$U$ [W/m <sup>2</sup> K]	Percentage of walls	Glazing	EPD <sub>Gl</sub>	Frame type	EPD <sub>Fr</sub>	Shading type	EPD <sub>Sh</sub>
	0.34	2	7	wood	4	none	-

## Heating System

Unit type	Generator	EPD <sub>HEG</sub>	Transfer type	Heating energy carrier	EPD <sub>HEC</sub>
per_bldg	boiler	11	radiative_single	gas	3

## HVAC System

mechanical ventilation	Ventilation volume [m <sup>3</sup> /m <sup>2</sup> h]	EPD <sub>MV</sub>	Ventilation heating	EPD <sub>VH</sub>	Ventilation cooling	EPD <sub>VH</sub>	Cooling energy carrier	EPD <sub>CEC</sub>
only_window	1246.65	-	no	-	no	-	-	-



## Non-Residential Nuanced

Region	north
Bldg Type	Hospitality_old
rel Anzahl	0.09
NLA [m²]	415.6
Height [m]	7.98
Stories a.g.	1.93
Stories b.g.	-



Façade length [m]			
N	S	E	W
11.71	10.31	9.26	8.18

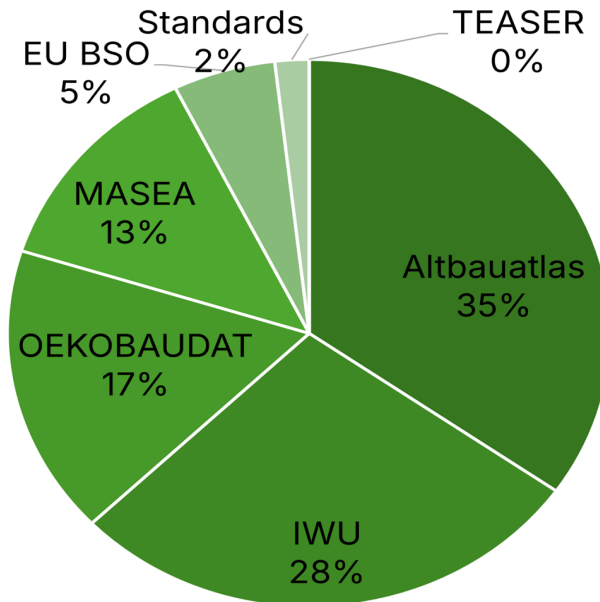
Façade area [m²]			
N	S	E	W
102.72	99.22	80.01	77.34

## EPD Summary Table

EPD No.	Full UUID	Material Title	Weblink
1	004f3f4e-5bb8-4d9e-a104-6999a9e8ad5b	Gips Kalk Putz	<a href="#">Link</a>
2	50d421e2-3a7b-4659-92a4-f20d6a52fcf0	Mineralwolle (Fassaden-Dämmung)	<a href="#">Link</a>
3	84aa7483-9824-49a9-a3e3-f9fb092ea7b7	Nutzung - 1 kWh Endenergie aus Gas Brennwert (entspr. GEG)	<a href="#">Link</a>
4	b0c75d7b-4cce-41cf-b785-1db434ee9c3f	Holz-Flügelrahmen	<a href="#">Link</a>
5	b3fb0ba9-2376-49bf-b21a-7f7a5cd97233	Beton der Druckfestigkeitsklasse C30/37	<a href="#">Link</a>
6	d3661bd8-0107-4081-987b-4bdd5cfcb68d	Mineralwolle (Schrägdach-Dämmung)	<a href="#">Link</a>
7	dcf38066-e336-46a7-b0a8-b2453dd2872d	Fensterglas einfach	<a href="#">Link</a>
8	e131431f-4d99-4d7a-ae0a-744a06de3524	Laubschnittholz - getrocknet (Durchschnitt DE)	<a href="#">Link</a>
9	e6c2de31-b1a6-4c5d-ba5e-df252391321b	Gips (CaSO4-Alpha-Halbhydrat)	<a href="#">Link</a>
10	f6861618-5a92-4c3a-94ba-9f7329b29662	Bewehrungsstahl	<a href="#">Link</a>
11	fe91b985-60da-45dc-b3fd-29b9e632d49f	Gas-Brennwertgerät 120-400 kW (Standgerät)	<a href="#">Link</a>



## Data sources for 156 variables



Data source	Link
Altbauatlas	<a href="https://www.altbauatlas.de/index.php">https://www.altbauatlas.de/index.php</a>
OEKOBAUDAT	<a href="https://www.oekobaudat.de/en.html">https://www.oekobaudat.de/en.html</a>
IWU	<a href="https://www.iwu.de/1/research/gebaeudebestand/forschungsdatenbank/">https://www.iwu.de/1/research/gebaeudebestand/forschungsdatenbank/</a>
MASEA	<a href="https://www.masea-ensan.de/">https://www.masea-ensan.de/</a>
EU BSO	<a href="https://building-stock-observatory.energy.ec.europa.eu/database/">https://building-stock-observatory.energy.ec.europa.eu/database/</a>
Standards	<a href="https://www.din.de/de/mitwirken/normenausschuesse/nabau/veroeffentlichungen/wdc-beuth:din21:293576742">https://www.din.de/de/mitwirken/normenausschuesse/nabau/veroeffentlichungen/wdc-beuth:din21:293576742</a> <a href="https://www.din.de/de/mitwirken/normenausschuesse/nabau/veroeffentlichungen/wdc-beuth:din21:134234392">https://www.din.de/de/mitwirken/normenausschuesse/nabau/veroeffentlichungen/wdc-beuth:din21:134234392</a>